

ZOOMLION ARTICULATING BOOM LIFTS

ZA14J

Comply with CE/ANSI/GB Standard



HIGHLIGHTS

- 300kg platform capacity for higher efficiency
- Build-in multiple pressure control leveling system to enhance stability
- Precise load sensing system to improve overload safety operations
- Integrated with rotary reducer to enhance rotation stability
- Hostile Kits available for dusty working environment
- Deadweight Lowering System for smooth operation and energy efficiency

FEATURES

Standard Features

- Horn
- All motion alarm
- Proportional control
- Self-closing entry gate
- Flashing amber beacon
- Auto-leveling system
- Emergency stop button
- Over tilt protection system
- Emergency descent system
- On-board diagnostic system
- Oscillating axle
- 4.3' LED display
- Load sensing system
- Swing-out engine tray

Accessories & Options

- Platform work lights
- Anti-collision device
- AC power to platform
- Remote monitoring and rental management system *
- GPS position and tracking system *

* currently available in China



ACCESS WITH ZOOMLION GREEN

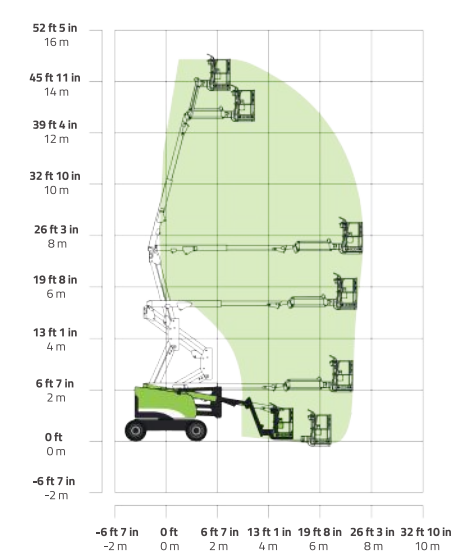
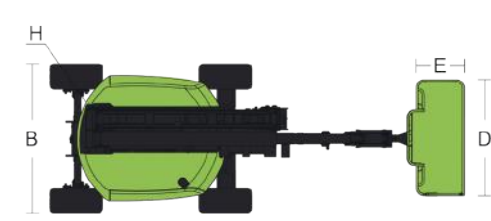
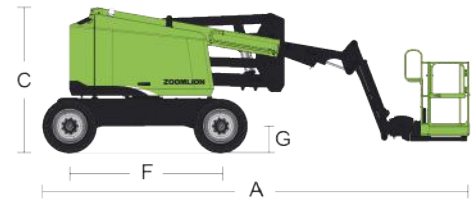
Hotline: +86 400-800-0157
E-mail: awm@zoomlion.com

Add: ZOOMLION Wangcheng Industrial Park, Tengfei Road 997, Changsha, Hunan, China.
Learn more at <http://en.zoomlion.com/>

MAIN SPECS OF ARTICULATING BOOM LIFTS ZA14J

Comply with CE/ANSI/GB Standard

Model	ZA14J	
Size	Metric	Imperial
Work Height	15.80 m	51 ft 10 in
Platform Height	13.80 m	45 ft 3 in
Horizontal Outreach	7.70 m	25 ft 3 in
Up and Over Height	7.55 m	24 ft 9 in
A - Stowed Length	6.57 m	21 ft 7 in
B - Stowed Width	2.30 m	7 ft 7 in
C - Stowed Height	2.27 m	7 ft 5 in
Platform Size	1.83 m (L) * 0.76 m (W)	72 in * 30 in
F - Wheelbase	2.36 m	7 ft 9 in
G - Ground Clearance	0.42 m	17 in
Performance		
Platform Capacity	300 kg	660 lbs
Drive Speed	6.8 km / h	4.2 mph
Gradeability	45% (24°)	45% (24°)
Axles Oscillation	0.1m	4 in
Turning Radius (Inside)	2.06 m	6 ft 9 in
Turning Radius (Outside)	4.78 m	15 ft 8 in
Swing	355°	355°
H-Tail Swing	0	0 ft
Platform Rotation	±90°	±90°
Max. Working Slope	5°	5°
Max. Wind Speed	12.5 m/s	28 mph
Power		
Diesel Engine	Deutz D2.9L4	Deutz D2.9L4
Engine Power	36.4 kw / 2800 rpm	48.8 hp / 2800 rpm
Fuel Tank Capacity	65 L	17 gal
Auxiliary Power	12 V	12 V
Control Voltage	12 V	12 V
Hydraulic System Capacity	150 L	39.6 gal
Hydraulic Tank Capacity	76 L	20 gal
Tire		
Type	315/55 D20 Foam-filled Tires	315/55 D20 Foam-filled Tires
Weight		
Gross	7100 kg	15650 lbs



Range of Motion